



collection






 Since our foundation in 1977 we have been focused on developing wide assortment of quality plastic products for Home, Garden and Outdoor use. Today, we are recognized throughout the European market for our flexibility, modern design and especially competitive prices.


PLANA has become reliable producer and partner even for the most demanding customers. Due to a strategic location at the crossroads of South-Eastern and Central Europe we are able to satisfy requirements for cost-affordable and fast logistic solutions at the same time.

 Depuis avoir en 1977 établie notre société, nous avons mis l'accent sur le développement d'un assortiment des produits en plastiques pour la maison, le jardin et l'utilisation extérieure. Aujourd'hui, nous sommes reconnus pour notre flexibilité, design moderne et notre logistique.

PLANA est devenu un producteur et un partenaire fiable pour les marchés les plus exigeants. En raison d'une emplacement stratégique au carrefour de sud-est de l'Europe et de l'Europe centrale, nous sommes en mesure de satisfaire différents solutions logistiques très rapidement.

 Seit unserer Gründung in 1977 waren wir auf die Entwicklung hochwertiger Plastikprodukte für Garten und Haushalt fokussiert. Heute sind wir auf dem europäischen Markt bekannt für die Flexibilität, modernes Design und vor allem für sehr wettbewerbsfähige Preise.

Wir können auch den Bedürfnissen und Anforderungen der anspruchsvollsten Kunden entsprechen. Wegen der sehr strategischen Lage auf der Kreuzung der Wege von Süd-, Ost-, und Zentraleuropa sind wir im Stande immer kostengünstige Logistiklösungen zu finden.

 Dopo aver fondato la nostra Società nel 1977, abbiamo messo l'accento sullo sviluppo di un assortimento di prodotti in plastica, per la casa, il giardino e l'esterno. Oggi siamo conosciuti per la nostra flessibilità, per un design moderno e un servizio logistico orientato alla Grande Distribuzione.

PLANA è diventata un produttore e un fornitore affidabile per i Mercati Europei, anche per i più esigenti. In ragione di una posizione strategica al centro del sud-est europeo e dell'Europa centrale, siamo nella posizione di soddisfare le più impegnative soluzioni logistiche in tempi brevi.

SUSTAINABILITY MATTERS



Product Recycling

We prioritize recycling to significantly reduce waste and conserve natural resources. Our commitment to recycling helps lower energy consumption and greenhouse gas emissions, promoting a healthier planet.



Solar Electricity

Harnessing the power of the sun, we use solar electricity as a renewable and clean energy source. This initiative reduces our reliance on fossil fuels, cuts down on carbon emissions, and enhances our energy independence.



Packaging Optimization

We focus on optimizing packaging by reducing material usage and designing packaging for recyclability. This approach minimizes waste, lowers transportation costs, and decreases our carbon footprint, making our packaging solutions more sustainable.

By integrating these sustainable practices, we lead the way in environmental stewardship and corporate responsibility.

INDEX

LINE ONE	6
CARRIERS	17
CAT TOILETS & LITTERS	24
BOWLS & DISPENSERS	36
BEDS	52
DOG HOUSE	54
ACCESSORIES	56
AQUARIUM TERRARIUM	59

LEGEND



pieces
in box



pieces packed
on pallet



pallet height
in centimetres

LINE ONE



CROSSLAND 1

plastic door



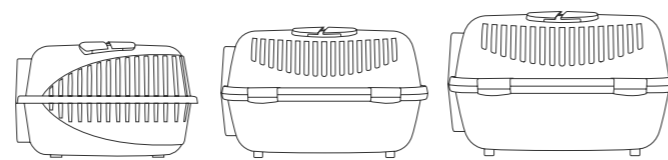
seatbelt hook

technical data /CROSSLAND 1 with plastic door

art. nr.	dim. (cm) / colour	□ pcs.	▣ pcs.	⊞ cm	EAN
ET0040	46,5x32x32h - MIX	12	240	287h	3 838851 385321

*MIX IN DISPLAY = 4X grey - light grey, 4X grey - soft green, 4X grey - light rose

available size comparison



CROSSLAND 1
46,5 x 32 x 32h

CROSSLAND 2
55 x 36 x 35h

CROSSLAND 3
60 x 40 x 38h

features



door latch



clip



seatbelt hook



folds away

CROSSLAND 2 & 3

plastic door



technical data /CROSSLAND 2 with plastic door

art. nr.	dim. (cm) / colour	□ pcs.	▣ pcs.	⊞ cm	EAN
ET0080	55x36x35h - MIX	9	72	117h	3 838851 387622

*MIX IN DISPLAY = 3X grey - light grey, 3X grey - soft green, 3X grey - light rose

technical data /CROSSLAND 3 with plastic door

art. nr.	dim. (cm) / colour	□ pcs.	▣ pcs.	⊞ cm	EAN
EMT100	60x40x38h - MIX	9	72	135h	3 838851 395771

*MIX IN DISPLAY = 3X grey - light grey, 3X grey - soft green, 3X grey - light rose

display packaging



CROSSLAND 1
display size (cm)
48 x 33 x 68h

BOX CODE
3 838851 385734



CROSSLAND 2
display size (cm)
56 x 37 x 51h

BOX CODE
3 838851 390325



CROSSLAND 3
display size (cm)
60 x 40 x 56h

BOX CODE
3 838851 395788

CROSSLAND 1 LUX

with metal door



seatbelt hook

CROSSLAND 2 & 3 LUX

with metal door



LINE ONE

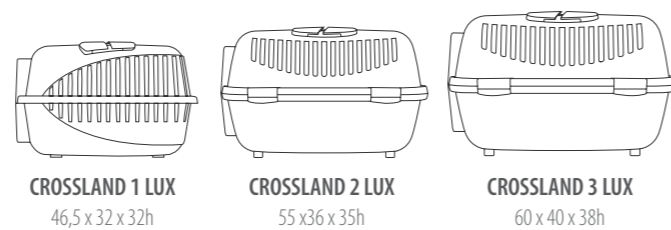
LINE ONE

technical data /CROSSLAND 1 LUX with metal door

art. nr.	dim. (cm) / colour	pcs.	pcs.	cm	EAN
EMT40	46,5x32x32h - MIX	12	240	287h	3 838851 385338

*MIX IN DISPLAY = 4X grey - light grey, 4X grey - soft green, 4X grey - light rose

available size comparison



CROSSLAND 1 LUX
46,5 x 32 x 32h

CROSSLAND 2 LUX
55 x 36 x 35h

CROSSLAND 3 LUX
60 x 40 x 38h

technical data /CROSSLAND 2 LUX with metal door

art. nr.	dim. (cm) / colour	pcs.	pcs.	cm	EAN
EMT080	55x36x35h - MIX	9	72	117h	3 838851 390356

*MIX = 3X grey - light grey, 3X grey - soft green, 3X grey - light rose

technical data /CROSSLAND 3 LUX with metal door

art. nr.	dim. (cm) / colour	pcs.	pcs.	cm	EAN
EMT110	60x40x38h - MIX	9	72	135h	3 838851 395795

MIX = 3X grey - light grey, 3X grey - soft green, 3X grey - light rose

features



door latch

clip

seatbelt hook

folds away

display packaging



CROSSLAND 1 LUX
display size (cm)
48 x 33 x 68h

BOX CODE
3 838851 390271



CROSSLAND 2 LUX
display size (cm)
56 x 37 x 51h

BOX CODE
3 838851 390363



CROSSLAND 3 LUX
display size (cm)
60 x 40 x 56h

BOX CODE
3 838851 395801

STELLA


set

QUADRO

cat litter



included



low entry

technical data /STELLA set

art. nr.	dim. (cm) / colour	□ pcs.	▒ pcs.	⊞ cm	EAN
SS40	46x35x12h - 0,25+0,30lt - granit- soft green	6	270	138h	3 838851 394750
SS50	46x35x12h - 0,25+0,30lt - granit- mocca	6	270	138h	3 838851 394767

features



removable bowls



anti slip



washable bowls

technical data /QUADRO cat litter

art. nr.	dim. (cm) / colour	□ pcs.	▒ pcs.	⊞ cm	EAN
LS50	48x30x11,5h - MIX	18	216	129h	3 838851 387806

MIX = 6X white - light grey, 6X white - soft green, 6X white - light rose

display packaging



CAT LITTER QUADRO
display size (cm)
47 x 28 x 57h

BOX CODE



3 838851 387813

PRACTIC

cat toilet



LID ROTATES 90°
EASY CLEANING

technical data / PRACTIC cat toilet

art. nr.	dim. (cm) / colour	□ pcs.	▒ pcs.	⊞ cm	EAN
CP0040	48x38x32h - MIX	12	96	138h	3 838851 385314

MIX = 4X white - light grey, 4X white - soft green, 4X white - light rose

display packaging



CAT TOILET PRACTIC
display size (cm)
49 x 40 x 60h

BOX CODE



3 838851 385741

features



filter

lid rotates 90°

ELLA

cat toilet



technical data / ELLA cat toilet

art. nr.	dim. (cm) / colour	□ pcs.	▒ pcs.	⊞ cm	EAN
ED2771	57x39x38h - mix	8	64	139h	3 838851 400864

*MIX IN DISPLAY = 4 X white - anthracite, 4 X white - mocca

display packaging



CAT TOILET ELLA
display size (cm)
60 x 40 x 58h

BOX CODE



3 838851 400871

features



carry handle

filter

DONUT

pet bed



technical data / DONUT pet bed

art. nr.	dim. (cm) / colour	□ pcs.	▒ pcs.	⊞ cm	EAN
DNT-10	58x37x32h - anthracite, top white	6	144	180h	3 838851 389459
DNT-40	58x37x32h - mocca, top white	6	144	180h	3 838851 400994



CARRIERS

NOMADE 1

plastic door




seatbelt hook

technical data / NOMADE 1 with plastic door

art. nr.	dim. (cm) / colour	□ pcs.	▒ pcs.	⊕ cm	EAN
00000218	48x32x32h - grey - light grey	6	90	129h	3 838851 369383
00000217	48x32x32h - grey - light blue	6	90	129h	3 838851 369376

features



NOMADE 2 & 3

plastic door



technical data / NOMADE 2 with plastic door

art. nr.	dim. (cm) / colour	□ pcs.	▒ pcs.	⊕ cm	EAN
00000233	55x36x35h - grey - light grey	6	120	280h	3 838851 369413
00000232	55x36x35h - grey - light blue	6	120	280h	3 838851 369406

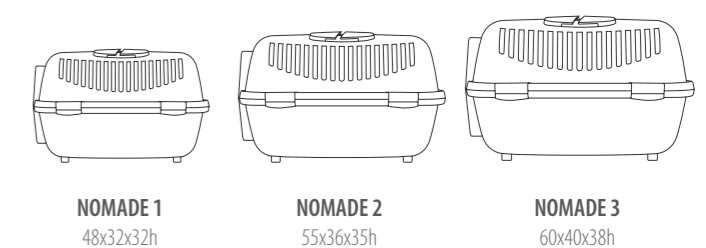
technical data / NOMADE 3 with plastic door

art. nr.	dim. (cm) / colour	□ pcs.	▒ pcs.	⊕ cm	EAN
000236	60x40x38h - grey - light grey	6	120	275h	3 838851 369444
00000235	60x40x38h - grey - light blue	6	120	275h	3 838851 369437

features



available size comparison



NOMADE 1
48x32x32h

NOMADE 2
55x36x35h

NOMADE 3
60x40x38h

NOMADE 1 LUX

with metal door




seatbelt hook

technical data /NOMADE 1 LUX with metal door

art. nr.	dim. (cm) / colour	□ pcs.	▒ pcs.	⊞ cm	EAN
000239	48x32x32h - grey - light grey	6	90	129h	3 838851 369475

features



NOMADE 2 & 3 LUX

with metal door



technical data /NOMADE 2 LUX with metal door

art. nr.	dim. (cm) / colour	□ pcs.	▒ pcs.	⊞ cm	EAN
000253	55x36x35h - grey - light grey	6	120	280h	3 838851 369505

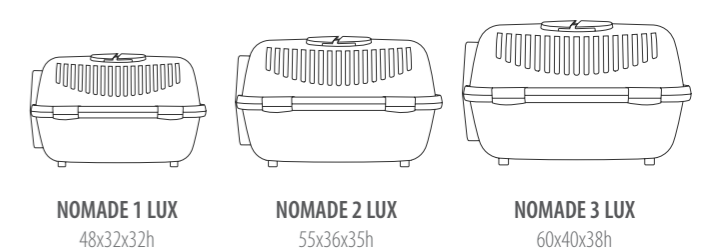
features



technical data /NOMADE 3 LUX with metal door

art. nr.	dim. (cm) / colour	□ pcs.	▒ pcs.	⊞ cm	EAN
00258	60x40x38h - grey - light grey	6	120	275h	3 838851 369536

available size comparison



NOMADE 1 LOCK

with lock & metal door



seatbelt hook


technical data /NOMADE 1 LOCK with lock & metal door

art. nr.	dim. (cm) / colour	□ pcs.	▒ pcs.	⊞ cm	EAN
LK239	48x32x32h - grey - light grey	6	90	129h	3 838851 383983



safety system

features



NOMADE 2 & 3 LOCK

with lock & metal door




technical data /NOMADE 2 LOCK with lock & metal door

art. nr.	dim. (cm) / colour	□ pcs.	▒ pcs.	⊞ cm	EAN
LK253	55x36x35h - grey - light grey	6	120	280h	3 838851 383990

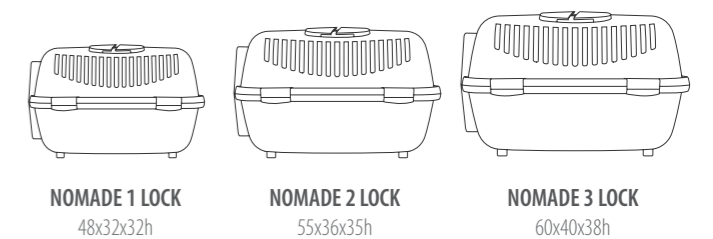
technical data /NOMADE 3 LOCK with lock & metal door

art. nr.	dim. (cm) / colour	□ pcs.	▒ pcs.	⊞ cm	EAN
LK258	60x40x38h - grey - light grey	6	120	275h	3 838851 384003

features



available size comparison






NOMADE 2 OPEN TOP

metal door

features



technical data / NOMADE 2 open top

art. nr.	dim. (cm) / colour	□ pcs.	▒ pcs.	📏 cm	EAN
000272	55x36x35h - grey - light grey	6	120	280h	3 838851 369567

EASY TOP

carrier



technical data / EASY TOP carrier

art. nr.	dim. (cm) / colour	□ pcs.	▒ pcs.	📏 cm	EAN
CT10	44,5x31,5x33h - grey - light grey	6	96	280h	3 838851 387844



CAT TOILETS & LITTER

ELLA COMFORT



open top cat toilet



technical data / ELLA COMFORT open top cat toilet

art. nr.	dim. (cm) / colour	□ pcs.	▒ pcs.	⌈ cm	EAN
000290	57x39x41h - white / anthracite	6	48	145h	3 838851 369642
0000390	57x39x41h - white / mocca	6	48	145h	3 838851 381033
0000279	57x39x41h - white / light blue	6	48	145h	3 838851 369635

features



high open door




filter



clip

ELLA XXL



cat toilet



technical data / ELLA XXL cat toilet

art. nr.	dim. (cm) / colour	□ pcs.	▒ pcs.	⌈ cm	EAN
EJG	51x70x46h - anthracite / white	5	20	139h	3 838851 390769

features



high open door



filter



clip

ELLA LUX

cat toilet



easy to clean

technical data / ELLA LUX cat toilet

art. nr.	dim. (cm) / colour	□ pcs.	⊞ pcs.	⊞ cm	EAN
EP01	56,3x40x39h cm - white/anthracite	4	32	138h	3 838851 399069

features



filter



ELLA CORNER

cat toilet



included

technical data / ELLA CORNER cat toilet

art. nr.	dim. (cm) / colour	□ pcs.	▒ pcs.	⊞ cm	EAN
EC10	55x42,5x42h - grey - white	7	56	138h	3 838851 380807

features



clip



scoop position bottom



open door



filter

LITTER SQUARE

cat litter



*Rim and bottom delivered assembled
*Katzenloilette und Rand zusammen geliefert
*Lettiera e bordo igienico consegnati insieme
*Camada y borde entregados juntos
*Littera et jante livré ensembles



included

technical data / SQUARE cat litter

art. nr.	dim. (cm) / colour	□ pcs.	▒ pcs.	⊞ cm	EAN
LS10	58,5x38,5x16h - anthracite - white	11	88	105h	3 838851 380821

CORNER

cat litter



*Rim and bottom delivered assembled
*Katzenloilette und Rand zusammen geliefert
*Lettiera e bordo igienico consegnati insieme
*Camada y borde entregados juntos
*Littera et jante livré ensembles



included

technical data / CORNER cat litter

art. nr.	dim. (cm) / colour	□ pcs.	▒ pcs.	⊞ cm	EAN
LC10	55x42,5x14h - anthracite - white	11	176	138h	3 838851 380814

LITTER XXL

cat litter



Maincoon, Big cats




technical data / CAT LITTER XXL

art. nr.	dim. (cm) / colour	□ pcs.	▒ pcs.	🚚 cm	EAN
CLJ10	51x70x32h - anthracite / white	10	40	139h	 3 858851 391049

JUMP

cat toilet



technical data / JUMP cat toilet

art. nr.	dim. (cm) / colour	□ pcs.	▒ pcs.	🚚 cm	EAN
CJ10	52x38x36h - anthracite / white	6	168	290h	 3 858851 380791



POP UP

cat litter



features



technical data / CAT LITTER POP UP

art. nr.	dim. (cm) / colour	□ pcs.	▒ pcs.	⊞ cm	EAN
00000292	59x39x23h - grey - rim light blue	12	192	135h	3 838851 369666
00002921	59x39x23h - grey - rim mocca	12	192	135h	3 838851 375094

POP UP COMFORT

cat litter with double basin and crate



SCAN QR CODE
for detailed
cleaning instructions

technical data / CAT LITTER POP UP COMFORT

art. nr.	dim. (cm) / colour	□ pcs.	▒ pcs.	⊞ cm	EAN
00000294	59x39x27h - grey - rim light blue	6	96	135h	3 838851 369680
00003703	59x39x27h - grey - rim mocca	6	96	135h	3 838851 375148

assembly guide



*Rim and bottom delivered assembled
*Katzentoilette und Rand zusammen geliefert
*Lettiera e bordo igienico consegnati insieme
*Camada y borde entregados juntos
*Littera et jante livré ensembles

toilet cleaning

SCOOP

toilet & litter



technical data / SCOOP for toilet and litter


art. nr.	dim. (cm) / colour	□ pcs.	▒ pcs.	⊞ cm	EAN
451	25CM - Grey	25 / 100	3200	127h	3 838851 373403

25 pcs. in polybag; 4x polybag in carton

features



sieve



clip



BOWLS & DISPENSERS

STELLA

dispenser


BOWLS & DISPENSERS



technical data / Dispenser STELLA

art. nr.	dim. (cm) / colour	☐ pcs.	🗺 pcs.	🚚 cm	EAN
0,65 l					
000311	0,65lt - 13x19x19,5h - grey	● 12	360	128h	3 838851 369734
0000378	0,65lt - 13x19x19,5h - mocca	● 12	360	128h	3 838851 371737
SD00011	0,65lt - 13x19x19,5h - soft green	● 12	360	128h	3 838851 393067
1,50 l					
000314	1,5lt - 18x26x25,5h - grey	● 8	160	135h	3 838851 369765
003014	1,5lt - 18x26x25,5h - mocca	● 8	160	135h	3 838851 393098
00003016	1,5lt - 18x26x25,5h - soft green	● 8	160	135h	3 838851 373427
3,5 l					
003112	3,5lt - 23x34x33,5h - grey	● 4	60	117h	3 838851 373441
SD00050	3,5lt - 23x34x33,5h - mocca	● 4	60	117h	3 838851 393111
SD00060	3,5lt - 23x34x33,5h - soft green	● 4	60	117h	3 838851 393135

features



anti slip



for food & water

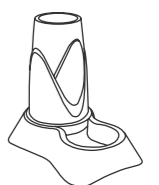
available size comparison



13 x 19 x 19,5h



18 x 26 x 25,5h



23 x 34 x 33,5h



STELLA PLUS

dispenser



technical data / STELLA PLUS dispenser

art. nr.	dim. (cm) / colour	□ pcs.	▒ pcs.	⊞ cm	EAN
0033871	29x19x6h - grey ●	12	384	127h	3 858851 574516



STELLA


bowl



technical data / STELLA BOWL

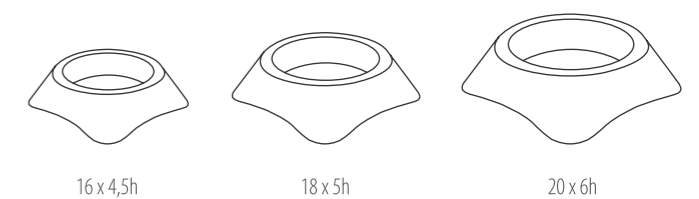
art. nr.	dim. (cm) / colour	pcs.	pcs.	cm	EAN
0,3 l					
000319	0,3lt - 16x4,5h - grey	8	1120	138h	3 838851 369819
000320	0,3lt - 16x4,5h - mocca	8	1120	138h	3 838851 392794
000321	0,3lt - 16x4,5h - soft green	8	1120	138h	3 838851 392817
0,5 l					
000333	0,5lt - 18x5h - grey	8	688	138h	3 838851 369857
000334	0,5lt - 18x5h - mocca	8	688	138h	3 838851 392831
000335	0,5lt - 18x5h - soft green	8	688	138h	3 838851 392855
1,0 l					
000337	1,0lt - 20x6h - grey	8	360	138h	3 838851 369895
000338	1,0lt - 20x6h - mocca	8	360	138h	3 838851 392879
000339	1,0lt - 20x6h - soft green	8	360	138h	3 838851 392893

features



anti slip


available size comparison





STELLA DOUBLE


bowl



technical data / STELLA DOUBLE BOWL

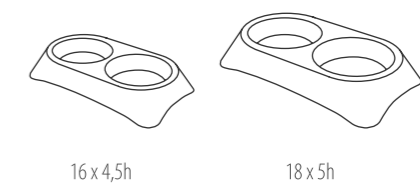
art. nr.	dim. (cm) / colour	□ pcs.	▒ pcs.	🚚 cm	EAN
0,3+0,3 l					
000353	16x25x4,5h - grey	● 12	▒ 624	🚚 138h	3 838851 369932
BS00090	16x25x4,5h - mocca	● 12	▒ 624	🚚 138h	3 838851 394798
BS00100	16x25x4,5h - soft green	● 12	▒ 624	🚚 138h	3 838851 394811
0,6+0,6 l					
003354	20x37x6h - grey	● 8	▒ 336	🚚 138h	3 838851 373496
BS00110	20x37x6h - mocca	● 8	▒ 336	🚚 138h	3 838851 394835
BS00120	20x37x6h - soft green	● 8	▒ 336	🚚 138h	3 838851 394859

features



anti slip

available size comparison



16 x 4,5h


18 x 5h

STELLA DEEP


bowl



no wet ears



features



anti slip



dry ears

technical data / STELLA DEEP BOWL

art. nr.	dim. (cm) / colour	□ pcs.	▒ pcs.	⏏ cm	EAN
1,0 l					
BDG075	0,75lt - 16x16x10,5h cm - grey	8	1200	138h	3 838851 399182
BDM075	0,75lt - 16x16x10,5h cm - mocca	8	1200	138h	3 838851 399199
BDSG075	0,75lt - 16x16x10,5h cm - soft green	8	1200	138h	3 838851 399205
1,5 l					
BDG15	1,5lt - 18,5x18,5x14,5h cm - grey	6	864	138h	3 838851 399212
BDM15	1,5lt - 18,5x18,5x14,5h cm - mocca	6	864	138h	3 838851 399229
BDSG15	1,5lt - 18,5x18,5x14,5h cm - soft green	6	864	138h	3 838851 399236

available size comparison



1,5 l
18,5 x 18,5 x 14,5h



1,0 l
16 x 16 x 10,5h



SLOW FOOD

bowl



1,0 l


1,5 l

technical data / SLOW FOOD BOWL

art. nr.	dim. (cm) / colour	□ pcs.	▒ pcs.	Ⓜ cm	EAN
1,0l					
SF00003	24x24x6,5 1L - grey	6	720	138h	3 838851 375223
1,5l					
SF00006	27x27x7,5 1,5L - grey	6	576	138h	3 838851 375254



features



anti slip

available size comparison



0,75 l
18,5 x 18,5 x 14,5h



0,75 l
16 x 16 x 10,5h



PET FOOD BIN

with lid round

25l
50l vol.



50 l

25 l


technical data / PET FOOD BIN lid round

art. nr.	dim. (cm) / colour	□ pcs.	▒ pcs.	🚚 cm	EAN
25 l					
DS10	25lt - grey ●	10	220	195h	3 838851 381071
DM10	25lt - mocca ●	10	220	195h	3 838851 381088
50 l					
DSS0	50lt - grey ●	5	170	240h	3 838851 381095
DM50	50lt - mocca ●	5	170	240h	3 838851 381101

features



open

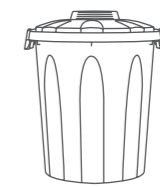


close

available size comparison



25lt
volume



50lt
volume

PET FOOD BIN

with handle

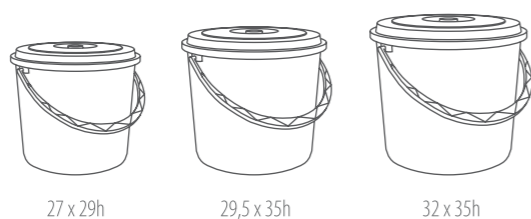


technical data / PET FOOD BIN with handle

art. nr.	dim. (cm) / colour	□ pcs.	▒ pcs.	⊞ cm	EAN
20100	10lt - 27x29h - mix colour	10	440	240h	3 838851 201003
20150	14lt - 29,5x32,5h - mix colour	10	280	240h	3 838851 201010
20180	18lt - 32x35h - mix colour	10	280	240h	3 838851 201027

1 pack = MIX COLOUR

available size comparison



PET FOOD BOX 4 L

technical data / PET FOOD BOX 4 l

art. nr.	dim. (cm) / colour	□ pcs.	▒ pcs.	⊞ cm	EAN
FGC0004	4L - 24x11,5x24,5h - mocca/white	8	480	138h	3 838851 401014



PET FOOD BOX



technical data / PET FOOD BOX

art. nr.	dim. (cm) / colour	□ pcs.	▒ pcs.	⊞ cm	EAN
F000004	4L - 24x10,5x26h - mocca/white	8	240	138h	3 838851 374981
F000008	10L - 37x21x36h - mocca/white	8	240	265h	3 838851 378804

features



open top



BEDS

BED

with anti slip

BEDS




anti slip

technical data / BED with anti slip

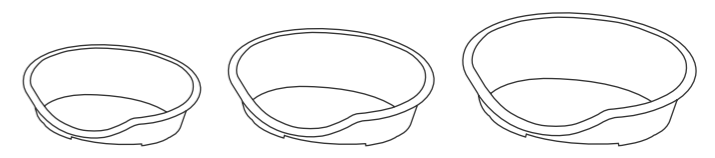
art. nr.	dim. (cm) / colour	□ pcs.	▒ pcs.	🚚 cm	EAN
03386	60x40x20h - antracite	6	432	240h	3 838851 374592
03387	80x60x25h - antracite	6	180	240h	3 838851 374608
03388	95x70x29h - antracite	4	88	240h	3 838851 374615

features



drain holes

available size comparison



60 x 40 x 20h

80 x 60 x 25h

95 x 70 29h

AKUS

dog house



S - mini mocca
66 x 51 x 46h



granite top

technical data / AKUS dog house

art. nr.	dim. (cm) / colour	□ pcs.	▣ pcs.	⏏ cm	EAN
DH662	66x51x46h - S - mini - mocca ●	1	50	240h	3 838851 400857




XL - grande grey
100 x 78 x 70h

technical data / AKUS dog house

art. nr.	dim. (cm) / colour	□ pcs.	▣ pcs.	⏏ cm	EAN
DH66	66x51x46h - S - mini - grey ●	1	50	240h	3 838851 400556
DH75	75x58x52h - M - piccola - grey ●	1	40	240h	3 838851 400543
DH86	86x67x60h - L - media - grey ●	1	30	240h	3 838851 400550
DH100	100x78x70h - XL - grande - grey ●	1	20	240h	3 838851 400567

available size comparison





ACCESSORIES

SCOOP



technical data / SCOOP

art. nr.	dim. (cm) / colour	□ pcs.	▣ pcs.	⊞ cm	EAN
00379	27 cm - white	○	24/120	7200 240h	 3 838851 572758


24 pcs. in polybag - 5 x 24 pcs. in master bag

POOP BAG

degradable - 3/1 set



technical data / POOP BAG


art. nr.	dim. (cm) / colour	□ pcs.	▣ pcs.	⊞ cm	EAN
PB3	7,5X3X17h - 45 bags / set	●	24/120	7200 240h	 3 838851 574837

POOP BAG

dispenser



technical data / POOP BAG dispenser

art. nr.	dim. (cm) / colour	<input type="checkbox"/> pcs.	<input type="checkbox"/> pcs.	<input type="checkbox"/> cm	EAN
PD10	4x10,5h - grey	● 60	3000	270h	 3 838851 581064



AQUARIUM
TERRARIUM

AQUARIUM TERRARIUM



technical data / AQUARIUM / TERRARIUM

art. nr.	dim. (cm) / colour	□ pcs.	▣ pcs.	☰ cm	EAN
small					
AT01401	18x12x13,4h - top part kiwi green	6	1728	270h	3 838851 575568
AT01402	18x12x13,4h - top part turquoise	6	1728	270h	3 838851 578491
medium					
AT01601	24x17x16h - top part kiwi green	6	756	270h	3 838851 575575
AT01602	24x17x16h - top part turquoise	6	756	270h	3 838851 578514
large					
AT02001	30x20x20h - top part kiwi green	6	360	270h	3 838851 575582
AT02002	30x20x20h - top part turquoise	6	360	270h	3 838851 577234

